

Matriculaciones de Automóviles de turismo

Junio 2024

| Automóviles de turismo | Junio | | | Enero-Junio | | |
|------------------------|---------|---------|--------|-------------|---------|--------|
| | 2024 | 2023 | %24/23 | 2024 | 2023 | %24/23 |
| | 103.357 | 101.085 | 2,2% | 535.243 | 505.424 | 5,9% |

Top 10 Automóviles de turismo

| Ranking | Top Marcas | | | | Top Modelos | | | |
|---------|------------|----------|-------------|--------|----------------|----------|----------------|--------|
| | Junio | Unidades | Enero-Junio | %24/23 | Junio | Unidades | Enero-Junio | %24/23 |
| 1º | TOYOTA | 8.710 | TOYOTA | 48.798 | DACIA SANDERO | 3.241 | DACIA SANDERO | 16.309 |
| 2º | SEAT | 8.074 | SEAT | 36.002 | SEAT ARONA | 3.184 | SEAT ARONA | 12.275 |
| 3º | VOLKSWAGEN | 7.198 | VOLKSWAGEN | 34.717 | SEAT IBIZA | 2.877 | TOYOTA COROLLA | 12.259 |
| 4º | RENAULT | 6.641 | HYUNDAI | 32.613 | TOYOTA COROLLA | 2.062 | SEAT IBIZA | 12.079 |
| 5º | HYUNDAI | 6.076 | PEUGEOT | 32.096 | CITROEN C3 | 2.056 | HYUNDAI TUCSON | 10.921 |
| 6º | DACIA | 5.602 | RENAULT | 31.389 | KIA SPORTAGE | 2.023 | PEUGEOT 2008 | 10.798 |
| 7º | CITROEN | 5.364 | KIA | 31.075 | PEUGEOT 2008 | 1.973 | CITROEN C3 | 10.788 |
| 8º | PEUGEOT | 5.226 | DACIA | 27.322 | RENAULT CAPTUR | 1.954 | RENAULT CLIO | 10.260 |
| 9º | MERCEDES | 5.145 | CITROEN | 25.764 | TOYOTA C-HR | 1.868 | MG ZS | 9.957 |
| 10º | KIA | 5.071 | MERCEDES | 24.147 | HYUNDAI TUCSON | 1.753 | NISSAN QASHQAI | 9.871 |

Automóviles de turismo: Detalle por carburante (Cuota)
















| | Ene. | Feb. | Mar. | Abr. | May. | Jun. | Jul. | Ago. | Sep. | Oct. | Nov. | Dic. | Año |
|----------|-------|-------|-------|-------|-------|-------|------|------|------|------|------|------|-------|
| Gasolina | 34,9% | 40,1% | 42,6% | 43,7% | 41,8% | 39,1% | | | | | | | 40,6% |
| Diesel | 11,0% | 10,2% | 9,0% | 9,8% | 10,3% | 11,6% | | | | | | | 10,3% |
| Resto* | 54,1% | 49,7% | 48,5% | 46,5% | 47,9% | 49,2% | | | | | | | 49,1% |

(*) Incluye: eléctrico puro (BEV), eléctrico de autonomía extendida (EREV), híbrido enchufable (PHEV) y no enchufable (HEV), hidrógeno (FCEV), GNC, GNL y GLP

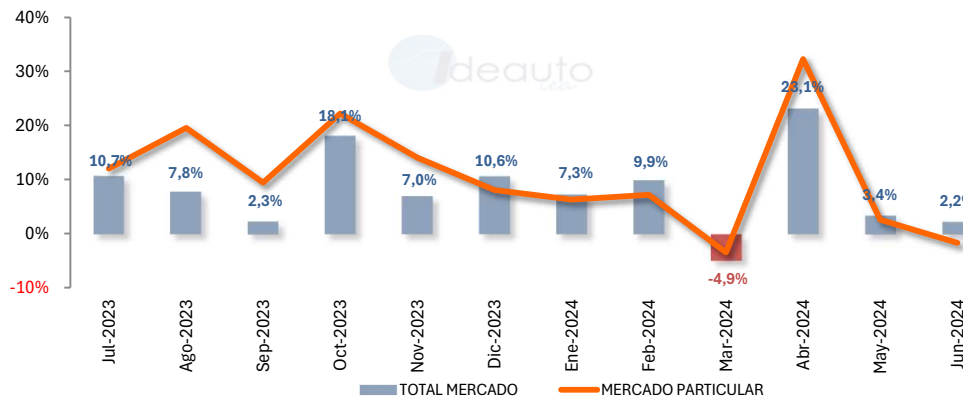
Automóviles de turismos: Detalle por segmentos

| Segmento | Junio | | | Enero-Junio | | |
|------------------|----------|-------|--------|-------------|-------|--------|
| | Unidades | Cuota | %24/23 | Unidades | Cuota | %24/23 |
| Urbano | 2.959 | 2,9% | -34,1% | 14.926 | 2,8% | -18,4% |
| Utilitario | 19.499 | 18,9% | 12,7% | 98.601 | 18,4% | 13,1% |
| Compacto | 17.575 | 17,0% | 15,4% | 84.577 | 15,8% | 9,5% |
| Medio | 3.595 | 3,5% | -2,3% | 18.209 | 3,4% | 20,0% |
| Deportivo | 227 | 0,2% | 37,6% | 1.433 | 0,3% | 42,3% |
| Grande | 378 | 0,4% | 29,9% | 1.970 | 0,4% | 8,4% |
| Premium | 154 | 0,1% | -18,9% | 752 | 0,1% | -26,9% |
| Monovol. Pequeño | 393 | 0,4% | -19,8% | 2.073 | 0,4% | -24,8% |
| Monovol. Grande | 251 | 0,2% | -26,0% | 1.273 | 0,2% | -19,6% |
| SUV Pequeño | 20.107 | 19,5% | -3,3% | 108.616 | 20,3% | 7,5% |
| SUV Medio | 32.640 | 31,6% | 2,6% | 169.573 | 31,7% | 2,3% |
| SUV Grande | 3.877 | 3,8% | -6,2% | 24.067 | 4,5% | 8,9% |
| SUV Premium | 1.390 | 1,3% | -21,5% | 7.221 | 1,3% | -12,9% |
| Todoterreno | 312 | 0,3% | -22,6% | 1.952 | 0,4% | -13,0% |

Automóviles de turismo: Comunidades autónomas

| | Unidades | Junio Cuota | %24/23 | Unidades | Enero-Junio Cuota | %24/23 |
|--|----------|----------------|--------|----------|----------------------|--------|
|  Andalucía | 8.522 | 8,2% | 2,9% | 46.050 | 8,6% | 3,6% |
|  Aragón | 1.483 | 1,4% | -26,1% | 8.371 | 1,6% | -11,7% |
|  Asturias | 1.141 | 1,1% | 0,4% | 5.581 | 1,0% | 1,9% |
|  Balears | 1.862 | 1,8% | -15,4% | 12.321 | 2,3% | 5,3% |
|  Canarias | 5.578 | 5,4% | 5,7% | 22.500 | 4,2% | -10,9% |
|  Cantabria | 689 | 0,7% | 8,0% | 3.455 | 0,6% | 1,5% |
|  Castilla la Mancha | 1.959 | 1,9% | -5,2% | 11.810 | 2,2% | -1,7% |
|  Castilla Leon | 2.064 | 2,0% | 2,0% | 11.353 | 2,1% | 0,2% |
|  Cataluña | 10.792 | 10,4% | -6,7% | 57.804 | 10,8% | -3,5% |
|  Ceuta y Melilla | 158 | 0,2% | -16,8% | 957 | 0,2% | -7,0% |
|  Com. Valenciana | 8.499 | 8,2% | 1,0% | 50.295 | 9,4% | 13,4% |
|  Extremadura | 767 | 0,7% | -5,2% | 4.209 | 0,8% | 1,3% |
|  Galicia | 2.425 | 2,3% | -0,7% | 13.661 | 2,6% | 10,7% |
|  La rioja | 332 | 0,3% | 24,8% | 1.625 | 0,3% | -1,6% |
|  Madrid | 52.691 | 51,0% | 7,0% | 260.804 | 48,7% | 11,0% |
|  Murcia | 1.516 | 1,5% | 0,0% | 8.335 | 1,6% | 6,6% |
|  Navarra | 661 | 0,6% | -2,2% | 3.664 | 0,7% | -0,8% |
|  País Vasco | 2.218 | 2,1% | -5,5% | 12.448 | 2,3% | 0,7% |

Evolución mercado turismos año 2024



MATRICULACIONES DE TURISMOS (Segmentos) GASOLINA. TOTAL ESPAÑA

| | Mes: Junio | | | | | Acumulado: Enero a Junio | | | | |
|-----------------------|---------------|-------------|---------------|-------------|---------------|--------------------------|-------------|----------------|-------------|---------------|
| | 2024 | | 2023 | | | 2024 | | 2023 | | |
| | Volumen | Cuota | Volumen | Cuota | % Cto. | Volumen | Cuota | Volumen | Cuota | % Cto. |
| TOTAL | 40.440 | 100% | 43.734 | 100% | -7,53% | 217.366 | 100% | 219.012 | 100% | -0,75% |
| Urbano | 903 | 2,23% | 1.216 | 2,78% | -25,74% | 4.760 | 2,19% | 5.079 | 2,32% | -6,28% |
| Utilitario | 13.311 | 32,92% | 12.464 | 28,50% | 6,80% | 68.386 | 31,46% | 62.358 | 28,47% | 9,67% |
| Compacto | 5.000 | 12,36% | 5.633 | 12,88% | -11,24% | 26.056 | 11,99% | 29.452 | 13,45% | -11,53% |
| Medio | 204 | 0,50% | 688 | 1,57% | -70,35% | 1.872 | 0,86% | 3.078 | 1,41% | -39,18% |
| Grande | 0 | 0,00% | 4 | 0,01% | -100,00% | 3 | 0,00% | 19 | 0,01% | -84,21% |
| Deportivo | 216 | 0,53% | 158 | 0,36% | 36,71% | 1.389 | 0,64% | 970 | 0,44% | 43,20% |
| Premium | 8 | 0,02% | 7 | 0,02% | 14,29% | 24 | 0,01% | 30 | 0,01% | -20,00% |
| Monov. Pequeño | 60 | 0,15% | 87 | 0,20% | -31,03% | 327 | 0,15% | 606 | 0,28% | -46,04% |
| Monov. Grande | 0 | 0,00% | 0 | 0,00% | -- | 0 | 0,00% | 4 | 0,00% | -100,00% |
| SUV Pequeño | 12.247 | 30,28% | 12.104 | 27,68% | 1,18% | 66.060 | 30,39% | 62.636 | 28,60% | 5,47% |
| SUV Medio | 7.943 | 19,64% | 10.725 | 24,52% | -25,94% | 44.633 | 20,53% | 50.719 | 23,16% | -12,00% |
| SUV Grande | 433 | 1,07% | 560 | 1,28% | -22,68% | 3.105 | 1,43% | 3.388 | 1,55% | -8,35% |
| SUV Premium | 26 | 0,06% | 32 | 0,07% | -18,75% | 126 | 0,06% | 252 | 0,12% | -50,00% |
| Todo terreno | 89 | 0,22% | 56 | 0,13% | 58,93% | 625 | 0,29% | 421 | 0,19% | 48,46% |

MATRICULACIONES DE TURISMOS (Segmentos) DIÉSEL. TOTAL ESPAÑA



















| | Mes: Junio | | | | | Acumulado: Enero a Junio | | | | |
|-----------------------|---------------|-------------|---------------|-------------|---------------|--------------------------|-------------|---------------|-------------|----------------|
| | 2024 | | 2023 | | | 2024 | | 2023 | | |
| | Volumen | Cuota | Volumen | Cuota | % Cto. | Volumen | Cuota | Volumen | Cuota | % Cto. |
| TOTAL | 12.029 | 100% | 12.282 | 100% | -2,06% | 55.091 | 100% | 67.286 | 100% | -18,12% |
| Urbano | 0 | 0,00% | 0 | 0,00% | --- | 0 | 0,00% | 0 | 0,00% | --- |
| Utilitario | 1.785 | 14,84% | 1.058 | 8,61% | 68,71% | 5.955 | 10,81% | 5.651 | 8,40% | 5,38% |
| Compacto | 2.650 | 22,03% | 2.686 | 21,87% | -1,34% | 12.356 | 22,43% | 13.502 | 20,07% | -8,49% |
| Medio | 435 | 3,62% | 720 | 5,86% | -39,58% | 2.008 | 3,64% | 2.995 | 4,45% | -32,95% |
| Grande | 2 | 0,02% | 30 | 0,24% | -93,33% | 43 | 0,08% | 107 | 0,16% | -59,81% |
| Deportivo | 0 | 0,00% | 0 | 0,00% | --- | 0 | 0,00% | 0 | 0,00% | --- |
| Premium | 0 | 0,00% | 19 | 0,15% | -100,00% | 7 | 0,01% | 102 | 0,15% | -93,14% |
| Monov. Pequeño | 247 | 2,05% | 350 | 2,85% | -29,43% | 1.129 | 2,05% | 1.721 | 2,56% | -34,40% |
| Monov. Grande | 221 | 1,84% | 270 | 2,20% | -18,15% | 1.150 | 2,09% | 1.272 | 1,89% | -9,59% |
| SUV Pequeño | 726 | 6,04% | 1.323 | 10,77% | -45,12% | 4.020 | 7,30% | 7.225 | 10,74% | -44,36% |
| SUV Medio | 5.291 | 43,99% | 4.412 | 35,92% | 19,92% | 23.899 | 43,38% | 26.235 | 38,99% | -8,90% |
| SUV Grande | 605 | 5,03% | 1.187 | 9,66% | -49,03% | 4.013 | 7,28% | 7.070 | 10,51% | -43,24% |
| SUV Premium | 4 | 0,03% | 27 | 0,22% | -85,19% | 32 | 0,06% | 262 | 0,39% | -87,79% |
| Todo terreno | 63 | 0,52% | 200 | 1,63% | -68,50% | 479 | 0,87% | 1.144 | 1,70% | -58,13% |

MATRICULACIONES DE TURISMOS (Segmentos) RESTO COMBUSTIBLES(*). TOTAL ESPAÑA



















| | Mes: Junio | | | | | Acumulado: Enero a Junio | | | | |
|-----------------------|---------------|-------------|---------------|-------------|---------------|--------------------------|-------------|----------------|-------------|---------------|
| | 2024 | | 2023 | | | 2024 | | 2023 | | |
| | Volumen | Cuota | Volumen | Cuota | % Cto. | Volumen | Cuota | Volumen | Cuota | % Cto. |
| TOTAL | 50.888 | 100% | 45.069 | 100% | 12,91% | 262.786 | 100% | 219.126 | 100% | 19,92% |
| Urbano | 2.056 | 4,04% | 3.276 | 7,27% | -37,24% | 10.166 | 3,87% | 13.213 | 6,03% | -23,06% |
| Utilitario | 4.403 | 8,65% | 3.780 | 8,39% | 16,48% | 24.260 | 9,23% | 19.144 | 8,74% | 26,72% |
| Compacto | 9.925 | 19,50% | 6.905 | 15,32% | 43,74% | 46.165 | 17,57% | 34.296 | 15,65% | 34,61% |
| Medio | 2.956 | 5,81% | 2.270 | 5,04% | 30,22% | 14.329 | 5,45% | 9.099 | 4,15% | 57,48% |
| Grande | 376 | 0,74% | 257 | 0,57% | 46,30% | 1.924 | 0,73% | 1.692 | 0,77% | 13,71% |
| Deportivo | 11 | 0,02% | 7 | 0,02% | 57,14% | 44 | 0,02% | 37 | 0,02% | 18,92% |
| Premium | 146 | 0,29% | 164 | 0,36% | -10,98% | 721 | 0,27% | 897 | 0,41% | -19,62% |
| Monov. Pequeño | 86 | 0,17% | 53 | 0,12% | 62,26% | 617 | 0,23% | 428 | 0,20% | 44,16% |
| Monov. Grande | 30 | 0,06% | 69 | 0,15% | -56,52% | 123 | 0,05% | 307 | 0,14% | -59,93% |
| SUV Pequeño | 7.134 | 14,02% | 7.367 | 16,35% | -3,16% | 38.536 | 14,66% | 31.140 | 14,21% | 23,75% |
| SUV Medio | 19.406 | 38,13% | 16.675 | 37,00% | 16,38% | 101.041 | 38,45% | 88.772 | 40,51% | 13,82% |
| SUV Grande | 2.839 | 5,58% | 2.387 | 5,30% | 18,94% | 16.949 | 6,45% | 11.649 | 5,32% | 45,50% |
| SUV Premium | 1.360 | 2,67% | 1.712 | 3,80% | -20,56% | 7.063 | 2,69% | 7.774 | 3,55% | -9,15% |
| Todoterreno | 160 | 0,31% | 147 | 0,33% | 8,84% | 848 | 0,32% | 678 | 0,31% | 25,07% |

(*). Incluye: eléctrico puro (BEV), eléctrico de autonomía extendida (EREV), híbrido enchufable (PHEV) y no enchufable (HEV), hidrógeno (FCEV), GNC, GNL y GLP


















MATRICULACIONES DE TURISMOS (CC.AA.) TOTAL ESPAÑA

| | Mes: Junio | | | | | Acumulado: Enero - Junio | | | | |
|---|----------------|-------------|----------------|-------------|--------------|--------------------------|-------------|----------------|-------------|--------------|
| | 2024 | | 2023 | | | 2024 | | 2023 | | |
| | Volumen | Cuota | Volumen | Cuota | %Cto. | Volumen | Cuota | Volumen | Cuota | %Cto. |
| TOTAL | 103.357 | 100% | 101.085 | 100% | 2,25% | 535.243 | 100% | 505.424 | 100% | 5,90% |
|  ANDALUCIA | 8.522 | 8,25% | 8.284 | 8,20% | 2,87% | 46.050 | 8,60% | 44.457 | 8,80% | 3,58% |
|  ARAGON | 1.483 | 1,43% | 2.008 | 1,99% | -26,15% | 8.371 | 1,56% | 9.480 | 1,88% | -11,70% |
|  ASTURIAS | 1.141 | 1,10% | 1.137 | 1,12% | 0,35% | 5.581 | 1,04% | 5.479 | 1,08% | 1,86% |
|  BALEARES | 1.862 | 1,80% | 2.202 | 2,18% | -15,44% | 12.321 | 2,30% | 11.698 | 2,31% | 5,33% |
|  CANARIAS | 5.578 | 5,40% | 5.279 | 5,22% | 5,66% | 22.500 | 4,20% | 25.249 | 5,00% | -10,89% |
|  CANTABRIA | 689 | 0,67% | 638 | 0,63% | 7,99% | 3.455 | 0,65% | 3.404 | 0,67% | 1,50% |
|  CASTILLA LA MANCHA | 1.959 | 1,90% | 2.067 | 2,04% | -5,22% | 11.810 | 2,21% | 12.013 | 2,38% | -1,69% |
|  CASTILLA LEON | 2.064 | 2,00% | 2.023 | 2,00% | 2,03% | 11.353 | 2,12% | 11.328 | 2,24% | 0,22% |
|  CATALUÑA | 10.792 | 10,44% | 11.565 | 11,44% | -6,68% | 57.804 | 10,80% | 59.903 | 11,85% | -3,50% |
|  CEUTA Y MELILLA | 158 | 0,15% | 190 | 0,19% | -16,84% | 957 | 0,18% | 1.029 | 0,20% | -7,00% |
|  COMUNIDAD VALENCIANA | 8.499 | 8,22% | 8.411 | 8,32% | 1,05% | 50.295 | 9,40% | 44.344 | 8,77% | 13,42% |
|  EXTREMADURA | 767 | 0,74% | 809 | 0,80% | -5,19% | 4.209 | 0,79% | 4.153 | 0,82% | 1,35% |
|  GALICIA | 2.425 | 2,35% | 2.442 | 2,42% | -0,70% | 13.661 | 2,55% | 12.338 | 2,44% | 10,72% |
|  LA RIOJA | 332 | 0,32% | 266 | 0,26% | 24,81% | 1.625 | 0,30% | 1.652 | 0,33% | -1,63% |
|  MADRID | 52.691 | 50,98% | 49.224 | 48,70% | 7,04% | 260.804 | 48,73% | 235.021 | 46,50% | 10,97% |
|  MURCIA | 1.516 | 1,47% | 1.516 | 1,50% | 0,00% | 8.335 | 1,56% | 7.819 | 1,55% | 6,60% |
|  NAVARRA | 661 | 0,64% | 676 | 0,67% | -2,22% | 3.664 | 0,68% | 3.694 | 0,73% | -0,81% |
|  PAIS VASCO | 2.218 | 2,15% | 2.348 | 2,32% | -5,54% | 12.448 | 2,33% | 12.363 | 2,45% | 0,69% |


















MATRICULACIONES DE TURISMOS (CC.AA.). TOTAL ESPAÑA - GASOLINA

| | Mes: Junio | | | | | Acumulado: Enero - Junio | | | | |
|---|---------------|-------------|---------------|-------------|---------------|--------------------------|-------------|----------------|-------------|---------------|
| | 2024 | | 2023 | | %Cto. | 2024 | | 2023 | | %Cto. |
| | Volumen | Cuota | Volumen | Cuota | | Volumen | Cuota | Volumen | Cuota | |
| TOTAL | 40.440 | 100% | 43.734 | 100% | -7,53% | 217.366 | 100% | 219.012 | 100% | -0,75% |
|  ANDALUCIA | 3.452 | 8,54% | 3.694 | 8,45% | -6,55% | 19.110 | 8,79% | 20.015 | 9,14% | -4,52% |
|  ARAGON | 586 | 1,45% | 703 | 1,61% | -16,64% | 3.224 | 1,48% | 3.363 | 1,54% | -4,13% |
|  ASTURIAS | 335 | 0,83% | 465 | 1,06% | -27,96% | 1.801 | 0,83% | 2.172 | 0,99% | -17,08% |
|  BALEARES | 1.002 | 2,48% | 1.385 | 3,17% | -27,65% | 7.357 | 3,38% | 6.692 | 3,06% | 9,94% |
|  CANARIAS | 3.690 | 9,12% | 3.788 | 8,66% | -2,59% | 13.682 | 6,29% | 18.076 | 8,25% | -24,31% |
|  CANTABRIA | 257 | 0,64% | 273 | 0,62% | -5,86% | 1.262 | 0,58% | 1.396 | 0,64% | -9,60% |
|  CASTILLA LA MANCHA | 524 | 1,30% | 805 | 1,84% | -34,91% | 3.949 | 1,82% | 4.960 | 2,26% | -20,38% |
|  CASTILLA LEON | 591 | 1,46% | 711 | 1,63% | -16,88% | 3.446 | 1,59% | 4.090 | 1,87% | -15,75% |
|  CATALUÑA | 3.618 | 8,95% | 4.831 | 11,05% | -25,11% | 21.411 | 9,85% | 25.022 | 11,42% | -14,43% |
|  CEUTA Y MELILLA | 71 | 0,18% | 106 | 0,24% | -33,02% | 472 | 0,22% | 539 | 0,25% | -12,43% |
|  COMUNIDAD VALENCIANA | 4.365 | 10,79% | 4.107 | 9,39% | 6,28% | 24.892 | 11,45% | 22.432 | 10,24% | 10,97% |
|  EXTREMADURA | 313 | 0,77% | 382 | 0,87% | -18,06% | 1.789 | 0,82% | 1.799 | 0,82% | -0,56% |
|  GALICIA | 724 | 1,79% | 909 | 2,08% | -20,35% | 4.541 | 2,09% | 4.430 | 2,02% | 2,51% |
|  LA RIOJA | 115 | 0,28% | 111 | 0,25% | 3,60% | 532 | 0,24% | 657 | 0,30% | -19,03% |
|  MADRID | 19.312 | 47,75% | 19.661 | 44,96% | -1,78% | 101.083 | 46,50% | 93.590 | 42,73% | 8,01% |
|  MURCIA | 571 | 1,41% | 620 | 1,42% | -7,90% | 3.195 | 1,47% | 3.184 | 1,45% | 0,35% |
|  NAVARRA | 196 | 0,48% | 244 | 0,56% | -19,67% | 1.285 | 0,59% | 1.474 | 0,67% | -12,82% |
|  PAIS VASCO | 718 | 1,78% | 939 | 2,15% | -23,54% | 4.335 | 1,99% | 5.121 | 2,34% | -15,35% |

MATRICULACIONES DE TURISMOS (CC.AA.) TOTAL ESPAÑA - DIESEL

| | Mes: Junio | | | | | Acumulado: Enero - Junio | | | | |
|---|---------------|-------------|---------------|-------------|---------------|--------------------------|-------------|---------------|-------------|----------------|
| | 2024 | | 2023 | | %Cto. | 2024 | | 2023 | | %Cto. |
| | Volumen | Cuota | Volumen | Cuota | | Volumen | Cuota | Volumen | Cuota | |
| TOTAL | 12.029 | 100% | 12.282 | 100% | -2,06% | 55.091 | 100% | 67.286 | 100% | -18,12% |
|  ANDALUCIA | 660 | 5,49% | 826 | 6,73% | -20,10% | 3.706 | 6,73% | 4.829 | 7,18% | -23,26% |
|  ARAGON | 97 | 0,81% | 148 | 1,21% | -34,46% | 905 | 1,64% | 877 | 1,30% | 3,19% |
|  ASTURIAS | 144 | 1,20% | 88 | 0,72% | 63,64% | 521 | 0,95% | 590 | 0,88% | -11,69% |
|  BALEARES | 91 | 0,76% | 92 | 0,75% | -1,09% | 631 | 1,15% | 1.038 | 1,54% | -39,21% |
|  CANARIAS | 120 | 1,00% | 102 | 0,83% | 17,65% | 567 | 1,03% | 591 | 0,88% | -4,06% |
|  CANTABRIA | 38 | 0,32% | 49 | 0,40% | -22,45% | 242 | 0,44% | 353 | 0,52% | -31,44% |
|  CASTILLA LA MANCHA | 178 | 1,48% | 212 | 1,73% | -16,04% | 910 | 1,65% | 1.464 | 2,18% | -37,84% |
|  CASTILLA LEON | 112 | 0,93% | 173 | 1,41% | -35,26% | 862 | 1,56% | 1.261 | 1,87% | -31,64% |
|  CATALUÑA | 688 | 5,72% | 919 | 7,48% | -25,14% | 3.713 | 6,74% | 4.926 | 7,32% | -24,62% |
|  CEUTA Y MELILLA | 2 | 0,02% | 5 | 0,04% | -60,00% | 19 | 0,03% | 45 | 0,07% | -57,78% |
|  COMUNIDAD VALENCIANA | 466 | 3,87% | 496 | 4,04% | -6,05% | 2.738 | 4,97% | 3.655 | 5,43% | -25,09% |
|  EXTREMADURA | 75 | 0,62% | 79 | 0,64% | -5,06% | 389 | 0,71% | 615 | 0,91% | -36,75% |
|  GALICIA | 336 | 2,79% | 355 | 2,89% | -5,35% | 1.417 | 2,57% | 1.835 | 2,73% | -22,78% |
|  LA RIOJA | 34 | 0,28% | 28 | 0,23% | 21,43% | 152 | 0,28% | 213 | 0,32% | -28,64% |
|  MADRID | 8.640 | 71,83% | 8.208 | 66,83% | 5,26% | 36.218 | 65,74% | 42.084 | 62,54% | -13,94% |
|  MURCIA | 141 | 1,17% | 202 | 1,64% | -30,20% | 801 | 1,45% | 1.106 | 1,64% | -27,58% |
|  NAVARRA | 67 | 0,56% | 90 | 0,73% | -25,56% | 361 | 0,66% | 463 | 0,69% | -22,03% |
|  PAIS VASCO | 140 | 1,16% | 210 | 1,71% | -33,33% | 939 | 1,70% | 1.341 | 1,99% | -29,98% |

MATRICULACIONES DE TURISMOS (CC.AA.). TOTAL ESPAÑA - RESTO COMBUSTIBLES(*)

| | Mes: Junio | | | | | Acumulado: Enero - Junio | | | | |
|---|---------------|-------------|---------------|-------------|---------------|--------------------------|-------------|----------------|-------------|---------------|
| | 2024 | | 2023 | | | 2024 | | 2023 | | |
| | Volumen | Cuota | Volumen | Cuota | %Cto. | Volumen | Cuota | Volumen | Cuota | %Cto. |
| TOTAL | 50.888 | 100% | 45.069 | 100% | 12,91% | 262.786 | 100% | 219.126 | 100% | 19,92% |
|  ANDALUCIA | 4.410 | 8,67% | 3.764 | 8,35% | 17,16% | 23.234 | 8,84% | 19.613 | 8,95% | 18,46% |
|  ARAGON | 800 | 1,57% | 1.157 | 2,57% | -30,86% | 4.242 | 1,61% | 5.240 | 2,39% | -19,05% |
|  ASTURIAS | 662 | 1,30% | 584 | 1,30% | 13,36% | 3.259 | 1,24% | 2.717 | 1,24% | 19,95% |
|  BALEARES | 769 | 1,51% | 725 | 1,61% | 6,07% | 4.333 | 1,65% | 3.968 | 1,81% | 9,20% |
|  CANARIAS | 1.768 | 3,47% | 1.389 | 3,08% | 27,29% | 8.251 | 3,14% | 6.582 | 3,00% | 25,36% |
|  CANTABRIA | 394 | 0,77% | 316 | 0,70% | 24,68% | 1.951 | 0,74% | 1.655 | 0,76% | 17,89% |
|  CASTILLA LA MANCHA | 1.257 | 2,47% | 1.050 | 2,33% | 19,71% | 6.951 | 2,65% | 5.589 | 2,55% | 24,37% |
|  CASTILLA LEON | 1.361 | 2,67% | 1.139 | 2,53% | 19,49% | 7.045 | 2,68% | 5.977 | 2,73% | 17,87% |
|  CATALUÑA | 6.486 | 12,75% | 5.815 | 12,90% | 11,54% | 32.680 | 12,44% | 29.955 | 13,67% | 9,10% |
|  CEUTA Y MELILLA | 85 | 0,17% | 79 | 0,18% | 7,59% | 466 | 0,18% | 445 | 0,20% | 4,72% |
|  COMUNIDAD VALENCIANA | 3.668 | 7,21% | 3.808 | 8,45% | -3,68% | 22.665 | 8,62% | 18.257 | 8,33% | 24,14% |
|  EXTREMADURA | 379 | 0,74% | 348 | 0,77% | 8,91% | 2.031 | 0,77% | 1.739 | 0,79% | 16,79% |
|  GALICIA | 1.365 | 2,68% | 1.178 | 2,61% | 15,87% | 7.703 | 2,93% | 6.073 | 2,77% | 26,84% |
|  LA RIOJA | 183 | 0,36% | 127 | 0,28% | 44,09% | 941 | 0,36% | 782 | 0,36% | 20,33% |
|  MADRID | 24.739 | 48,61% | 21.355 | 47,38% | 15,85% | 123.503 | 47,00% | 99.347 | 45,34% | 24,31% |
|  MURCIA | 804 | 1,58% | 694 | 1,54% | 15,85% | 4.339 | 1,65% | 3.529 | 1,61% | 22,95% |
|  NAVARRA | 398 | 0,78% | 342 | 0,76% | 16,37% | 2.018 | 0,77% | 1.757 | 0,80% | 14,85% |
|  PAIS VASCO | 1.360 | 2,67% | 1.199 | 2,66% | 13,43% | 7.174 | 2,73% | 5.901 | 2,69% | 21,57% |

(*) Incluye: eléctrico puro (BEV), eléctrico de autonomía extendida (EREV), híbrido enchufable (PHEV) y no enchufable (HEV), hidrógeno (FCEV), GNC, GNL y GLP

MATRICULACIÓN DE TURISMOS POR MARCA. Junio 2024

| MARCA | Junio | | | Enero-Junio | | |
|-----------------|-------|-------|---------|-------------|--------|----------|
| | 2024 | 2023 | % Cto. | 2024 | 2023 | % Cto. |
| ABARTH | 44 | 28 | 57,1% | 145 | 177 | -18,1% |
| AIWAYS | 23 | 0 | -- | 23 | 13 | 76,9% |
| ALFA ROMEO | 188 | 293 | -35,8% | 1.847 | 1.825 | 1,2% |
| ALPINE | 3 | 5 | -40,0% | 32 | 25 | 28,0% |
| ASTON MARTIN | 6 | 6 | 0,0% | 32 | 20 | 60,0% |
| AUDI | 4.171 | 4.694 | -11,1% | 19.601 | 22.281 | -12,0% |
| BAIC | 0 | 0 | -- | 2 | 0 | -- |
| BENTLEY | 8 | 8 | 0,0% | 34 | 33 | 3,0% |
| BMW | 4.598 | 3.598 | 27,8% | 23.432 | 16.341 | 43,4% |
| BYD | 270 | 63 | 328,6% | 1.191 | 117 | 917,9% |
| CATERHAM | 0 | 0 | -- | 1 | 0 | -- |
| CITROEN | 5.364 | 4.784 | 12,1% | 25.764 | 23.580 | 9,3% |
| CUPRA | 3.377 | 2.053 | 64,5% | 12.287 | 11.204 | 9,7% |
| DACIA | 5.602 | 5.312 | 5,5% | 27.322 | 24.694 | 10,6% |
| DFSK | 15 | 44 | -65,9% | 110 | 157 | -29,9% |
| DONGFENG | 0 | 0 | -- | 1 | 0 | -- |
| DR | 1 | 93 | -98,9% | 4 | 1.504 | -99,7% |
| DS | 416 | 400 | 4,0% | 2.454 | 2.267 | 8,2% |
| EVO | 34 | 10 | 240,0% | 165 | 15 | 1000,0% |
| FERRARI | 7 | 3 | 133,3% | 44 | 41 | 7,3% |
| FIAT | 2.167 | 3.256 | -33,4% | 10.121 | 13.444 | -24,7% |
| FORD | 2.356 | 3.136 | -24,9% | 13.556 | 17.626 | -23,1% |
| GENESIS | 0 | 0 | -- | 1 | 0 | -- |
| HONDA | 257 | 187 | 37,4% | 1.885 | 1.069 | 76,3% |
| HONGQI | 0 | 0 | -- | 1 | 0 | -- |
| HURTAN | 0 | 0 | -- | 6 | 3 | 100,0% |
| HYUNDAI | 6.076 | 6.726 | -9,7% | 32.613 | 30.382 | 7,3% |
| INEOS | 2 | 23 | -91,3% | 37 | 34 | 8,8% |
| JAGUAR | 21 | 69 | -69,6% | 192 | 373 | -48,5% |
| JEEP | 983 | 1.355 | -27,5% | 6.151 | 5.074 | 21,2% |
| KIA | 5.071 | 6.819 | -25,6% | 31.075 | 34.880 | -10,9% |
| LAMBORGHINI | 9 | 2 | 350,0% | 30 | 29 | 3,4% |
| LAND ROVER | 369 | 271 | 36,2% | 1.764 | 1.681 | 4,9% |
| LEXUS | 781 | 757 | 3,2% | 4.232 | 3.726 | 13,6% |
| LOTUS | 0 | 2 | -100,0% | 2 | 8 | -75,0% |
| LYNK&CO | 257 | 700 | -63,3% | 697 | 3.155 | -77,9% |
| MASERATI | 26 | 37 | -29,7% | 165 | 245 | -32,7% |
| MAXUS | 0 | 1 | -100,0% | 1 | 2 | -50,0% |
| MAZDA | 1.655 | 1.389 | 19,2% | 8.316 | 7.746 | 7,4% |
| MCLAREN | 1 | 0 | -- | 3 | 1 | 200,0% |
| MERCEDES | 5.145 | 4.005 | 28,5% | 24.147 | 21.391 | 12,9% |
| MG | 2.567 | 3.663 | -29,9% | 14.264 | 12.084 | 18,0% |
| MINI | 590 | 775 | -23,9% | 3.905 | 4.334 | -9,9% |
| MITSUBISHI | 652 | 465 | 40,2% | 3.296 | 2.131 | 54,7% |
| MOKE INTERNATIO | 5 | 0 | -- | 9 | 0 | -- |
| NISSAN | 2.373 | 2.365 | 0,3% | 17.466 | 11.974 | 45,9% |
| OMODA | 827 | 15 | 5413,3% | 2.341 | 17 | 13670,6% |
| OPEL | 2.842 | 2.504 | 13,5% | 16.217 | 16.981 | -4,5% |
| PEUGEOT | 5.226 | 5.809 | -10,0% | 32.096 | 35.580 | -9,8% |
| POLESTAR | 170 | 189 | -10,1% | 273 | 438 | -37,7% |
| PORSCHE | 380 | 244 | 55,7% | 2.351 | 1.781 | 32,0% |
| RENAULT | 6.641 | 6.567 | 1,1% | 31.389 | 30.673 | 2,3% |
| ROLLS ROYCE | 0 | 0 | -- | 1 | 1 | 0,0% |

| MATRICULACIÓN DE TURISMOS POR MARCA. Junio 2024 | | | | | | |
|---|----------------|----------------|-------------|----------------|----------------|-------------|
| MARCA | Junio | | | Enero-Junio | | |
| | 2024 | 2023 | % Cto. | 2024 | 2023 | % Cto. |
| SEAT | 8.074 | 6.319 | 27,8% | 36.002 | 34.735 | 3,6% |
| SERES | 1 | 0 | -- | 12 | 0 | -- |
| SKODA | 3.271 | 3.322 | -1,5% | 18.182 | 16.326 | 11,4% |
| SKYWELL | 1 | 0 | -- | 4 | 0 | -- |
| SMART | 78 | 28 | 178,6% | 624 | 260 | 140,0% |
| SSANGYONG | 283 | 288 | -1,7% | 3.057 | 958 | 219,1% |
| SUBARU | 132 | 281 | -53,0% | 656 | 1.133 | -42,1% |
| SUZUKI | 730 | 590 | 23,7% | 3.439 | 3.037 | 13,2% |
| SWM | 6 | 230 | -97,4% | 53 | 315 | -83,2% |
| TESLA | 1.638 | 1.752 | -6,5% | 7.234 | 5.304 | 36,4% |
| TOYOTA | 8.710 | 7.212 | 20,8% | 48.798 | 41.336 | 18,1% |
| VOLKSWAGEN | 7.198 | 6.987 | 3,0% | 34.717 | 34.860 | -0,4% |
| VOLVO | 1.655 | 1.350 | 22,6% | 9.319 | 5.987 | 55,7% |
| VOYAH | 0 | 0 | -- | 5 | 0 | -- |
| YUDO | 4 | 0 | -- | 43 | 0 | -- |
| ZHIDOU | 0 | 1 | -100,0% | 4 | 12 | -66,7% |
| TOTAL | 103.357 | 101.085 | 2,2% | 535.243 | 505.424 | 5,9% |

Datos elaborados por IEA a partir de la información facilitada por DGT

| MATRICULACIÓN DE TURISMOS POR MARCA Y MODELO. Junio 2024 | | | | | |
|--|--------------|--------------|----------------|---------------|----------------|
| MARCA | MODELO | Junio | | Enero-Junio | |
| | | Unidades | % Clo. | Unidades | % Clo. |
| ABARTH | 500 | 44 | 57,14% | 145 | -18,08% |
| ABARTH | | 44 | 57,14% | 145 | -18,08% |
| AIWAYS | U5 | 23 | -- | 23 | 76,92% |
| AIWAYS | | 23 | -- | 23 | 76,92% |
| ALFA ROMEO | GIULIA | 8 | -46,67% | 50 | -9,09% |
| ALFA ROMEO | STELVIO | 127 | 1,60% | 556 | -5,12% |
| ALFA ROMEO | TONALE | 53 | -65,36% | 1.241 | 4,81% |
| ALFA ROMEO | | 188 | -35,84% | 1.847 | 1,21% |
| ALPINE | A110 | 3 | -40,00% | 32 | 28,00% |
| ALPINE | | 3 | -40,00% | 32 | 28,00% |
| ASTON MARTIN | DB11 | 1 | -- | 1 | -50,00% |
| ASTON MARTIN | DB12 | 3 | -- | 17 | -- |
| ASTON MARTIN | DBS | 1 | -- | 1 | 0,00% |
| ASTON MARTIN | DBX | 0 | -100,00% | 8 | -38,46% |
| ASTON MARTIN | VANTAGE | 1 | 0,00% | 5 | 25,00% |
| ASTON MARTIN | | 6 | 0,00% | 32 | 60,00% |
| AUDI | A1 | 712 | -21,24% | 2.499 | -32,22% |
| AUDI | A3 | 762 | 23,90% | 4.026 | 0,93% |
| AUDI | A4 | 181 | -5,24% | 817 | -0,61% |
| AUDI | A5 | 32 | -61,45% | 289 | -35,63% |
| AUDI | A6 | 52 | -14,75% | 298 | -26,24% |
| AUDI | A7 | 3 | -78,57% | 37 | -31,48% |
| AUDI | A8 | 13 | 116,67% | 33 | -10,81% |
| AUDI | E-TRON | 0 | -100,00% | 4 | -92,98% |
| AUDI | E-TRON GT | 0 | -100,00% | 5 | -70,59% |
| AUDI | Q2 | 379 | -56,74% | 3.070 | 0,03% |
| AUDI | Q3 | 1.410 | 57,89% | 5.970 | 15,25% |
| AUDI | Q4 | 83 | -46,10% | 400 | -45,28% |
| AUDI | Q5 | 431 | -32,45% | 1.554 | -40,66% |
| AUDI | Q6 | 10 | -- | 10 | -- |
| AUDI | Q7 | 30 | -70,30% | 135 | -61,21% |
| AUDI | Q8 | 48 | -57,14% | 265 | -58,46% |
| AUDI | R8 | 2 | -- | 5 | 25,00% |
| AUDI | RS E-TRON GT | 0 | -100,00% | 1 | -66,67% |
| AUDI | RS Q3 | 14 | -26,32% | 117 | 36,05% |
| AUDI | RS Q8 | 6 | 50,00% | 12 | -42,86% |
| AUDI | RS5 | 0 | -100,00% | 8 | -33,33% |
| AUDI | RS6 | 3 | -62,50% | 26 | 0,00% |
| AUDI | RS7 | 0 | -100,00% | 2 | -66,67% |
| AUDI | TT COUPE | 0 | -100,00% | 17 | -19,05% |
| AUDI | TT ROADSTER | 0 | -- | 1 | 0,00% |
| AUDI | | 4.171 | -11,14% | 19.601 | -12,03% |
| BAIC | AS | 0 | -- | 1 | -- |
| BAIC | AT | 0 | -- | 1 | -- |
| BAIC | | 0 | -- | 2 | -- |
| BENTLEY | BENTAYGA | 3 | 50,00% | 13 | 44,44% |
| BENTLEY | CONTINENTAL | 4 | 0,00% | 16 | 6,67% |
| BENTLEY | FLYING SPUR | 1 | -50,00% | 5 | -44,44% |
| BENTLEY | | 8 | 0,00% | 34 | 3,03% |
| BMW | i3 | 0 | -- | 1 | -- |
| BMW | ix | 10 | -54,55% | 86 | -33,33% |
| BMW | ix1 | 161 | 71,28% | 797 | 145,99% |
| BMW | ix2 | 95 | -- | 326 | -- |
| BMW | ix3 | 16 | 0,00% | 73 | -52,29% |
| BMW | SERIE 1 | 887 | 71,24% | 4.020 | 58,77% |
| BMW | SERIE 2 | 278 | -5,76% | 1.668 | 21,13% |
| BMW | SERIE 3 | 383 | 92,46% | 2.013 | 126,43% |
| BMW | SERIE 4 | 286 | 11,28% | 1.324 | 3,04% |
| BMW | SERIE 5 | 127 | 309,68% | 452 | 30,26% |
| BMW | SERIE 6 | 0 | -- | 2 | -84,62% |
| BMW | SERIE 7 | 26 | 4,00% | 183 | 19,61% |
| BMW | SERIE 8 | 8 | -11,11% | 47 | 6,82% |
| BMW | SERIE i4 | 86 | 75,51% | 395 | 45,76% |
| BMW | SERIE i5 | 19 | -- | 102 | -- |
| BMW | SERIE X | 13 | 44,44% | 67 | 131,03% |
| BMW | X1 | 1.175 | 43,82% | 5.874 | 64,68% |
| BMW | X2 | 226 | -52,62% | 1.442 | -2,30% |
| BMW | X3 | 316 | -20,40% | 1.986 | 17,58% |
| BMW | X4 | 211 | 34,39% | 1.071 | 17,31% |
| BMW | X5 | 155 | 17,42% | 803 | 21,48% |
| BMW | X6 | 75 | 25,00% | 409 | 26,63% |
| BMW | X7 | 35 | 66,67% | 180 | 78,22% |
| BMW | Z4 | 10 | -23,08% | 111 | 73,44% |
| BMW | | 4.598 | 27,79% | 23.432 | 43,39% |

| MATRICULACIÓN DE TURISMOS POR MARCA Y MODELO. Junio 2024 | | | | | |
|--|----------------|--------------|----------------|---------------|-----------------|
| MARCA | MODELO | Junio | | Enero-Junio | |
| | | Unidades | % Clo. | Unidades | % Clo. |
| BYD | ATTO 3 | 97 | 136,59% | 490 | 476,47% |
| BYD | DOLPHIN | 63 | 320,00% | 287 | 1813,33% |
| BYD | HAN | 1 | -75,00% | 15 | 114,29% |
| BYD | SEAL | 65 | -- | 321 | -- |
| BYD | SEAL U | 44 | -- | 74 | -- |
| BYD | TANG EV | 0 | -100,00% | 4 | -60,00% |
| BYD | | 270 | 328,57% | 1.191 | 917,95% |
| CATERHAM | SEVEN | 0 | -- | 1 | -- |
| CATERHAM | | 0 | -- | 1 | -- |
| CITROEN | C3 | 2.056 | 42,28% | 10.788 | 87,94% |
| CITROEN | C3 AIRCROSS | 744 | -40,81% | 4.920 | -11,65% |
| CITROEN | C4 | 1.683 | 36,17% | 6.460 | -9,73% |
| CITROEN | C4 X | 332 | 249,47% | 1.179 | 102,23% |
| CITROEN | C5 AIRCROSS | 522 | -6,28% | 2.210 | -39,58% |
| CITROEN | C5 X | 27 | -86,08% | 207 | -76,32% |
| CITROEN | | 5.364 | 12,12% | 25.764 | 9,26% |
| CUPRA | BORN | 79 | 38,60% | 349 | -45,21% |
| CUPRA | CUPRA ATECA | 136 | 115,87% | 273 | -1,44% |
| CUPRA | CUPRA LEON | 1.558 | 109,97% | 4.888 | 55,08% |
| CUPRA | FORMENTOR | 1.490 | 25,84% | 6.608 | -7,15% |
| CUPRA | TAVASCAN | 109 | 1716,67% | 146 | 758,82% |
| CUPRA | TERRAMAR | 5 | 400,00% | 23 | 475,00% |
| CUPRA | | 3.377 | 64,49% | 12.287 | 9,67% |
| DACIA | DUSTER | 1.507 | 11,96% | 6.533 | 0,02% |
| DACIA | JOGGER | 811 | -15,96% | 4.008 | 35,45% |
| DACIA | SANDERO | 3.241 | 14,20% | 16.309 | 15,28% |
| DACIA | SPRING | 43 | -73,46% | 472 | -54,35% |
| DACIA | | 5.602 | 5,46% | 27.322 | 10,64% |
| DFSK | 500 | 8 | -42,86% | 44 | -27,87% |
| DFSK | 580 | 3 | -70,00% | 38 | -22,45% |
| DFSK | IX5 | 4 | -42,86% | 23 | -20,69% |
| DFSK | SERES 3 | 0 | -100,00% | 5 | -72,22% |
| DFSK | | 15 | -65,91% | 110 | -29,94% |
| DONGFENG | MHERO | 0 | -- | 1 | -- |
| DONGFENG | | 0 | -- | 1 | -- |
| DR | DR4.0 | 0 | -100,00% | 2 | -99,87% |
| DR | DR6.0 | 1 | -50,00% | 1 | -83,33% |
| DR | DR7 | 0 | -- | 1 | -- |
| DR | | 1 | -98,92% | 4 | -99,73% |
| DS | DS3 | 30 | -- | 289 | -- |
| DS | DS3 CROSSBACK | 3 | -90,91% | 99 | -61,48% |
| DS | DS4 | 64 | -37,25% | 523 | -38,25% |
| DS | DS7 CROSSBACK | 318 | 27,71% | 1.533 | 37,37% |
| DS | DS9 | 1 | -93,75% | 10 | -78,72% |
| DS | | 416 | 4,00% | 2.454 | 8,25% |
| EVO | EVO3 | 16 | 300,00% | 63 | 600,00% |
| EVO | EVO4 | 7 | 75,00% | 33 | 725,00% |
| EVO | EVO5 | 6 | 200,00% | 45 | 2150,00% |
| EVO | EVO7 | 5 | -- | 24 | -- |
| EVO | | 34 | 240,00% | 165 | 1000,00% |
| FERRARI | 296 GTB | 1 | -66,67% | 9 | -30,77% |
| FERRARI | 296 GTS | 2 | -- | 11 | 450,00% |
| FERRARI | 812 GTS | 0 | -- | 1 | -66,67% |
| FERRARI | F8 TRIBUTO | 0 | -- | 1 | -66,67% |
| FERRARI | PORTOFINO | 0 | -- | 3 | -40,00% |
| FERRARI | PUROSANGUE | 1 | -- | 5 | -- |
| FERRARI | ROMA | 1 | -- | 10 | 42,86% |
| FERRARI | SF90 SPIDER | 1 | -- | 3 | -- |
| FERRARI | SF90 STRADALE | 1 | -- | 1 | -50,00% |
| FERRARI | | 7 | 133,33% | 44 | 7,32% |
| FIAT | 500 | 1.666 | -29,76% | 7.575 | -23,03% |
| FIAT | 500X | 40 | -56,99% | 297 | -74,40% |
| FIAT | 600 | 70 | -- | 156 | -- |
| FIAT | PANDA | 336 | -49,40% | 1.979 | 0,97% |
| FIAT | TIPO | 55 | -56,69% | 114 | -76,35% |
| FIAT | | 2.167 | -33,45% | 10.121 | -24,72% |
| FORD | BRONCO | 14 | -- | 62 | -- |
| FORD | EXPLORER | 3 | -78,57% | 24 | -75,00% |
| FORD | FIESTA | 0 | -100,00% | 29 | -97,69% |
| FORD | FOCUS | 759 | -14,33% | 3.589 | -22,73% |
| FORD | KUGA | 762 | -3,42% | 4.394 | -17,16% |
| FORD | MUSTANG | 25 | 150,00% | 88 | -32,82% |
| FORD | MUSTANG MACH-E | 71 | 61,36% | 410 | 0,00% |
| FORD | PUMA | 722 | -29,97% | 4.960 | 3,85% |
| FORD | | 2.356 | -24,87% | 13.556 | -23,09% |

| MATRICULACIÓN DE TURISMOS POR MARCA Y MODELO. Junio 2024 | | | | | |
|--|-------------------|--------------|----------------|---------------|----------------|
| MARCA | MODELO | Junio | | Enero-Junio | |
| | | Unidades | % Clo. | Unidades | % Clo. |
| GENESIS | GV80 | 0 | -- | 1 | -- |
| GENESIS | | 0 | -- | 1 | -- |
| HONDA | CIVIC | 68 | 353,33% | 517 | 142,72% |
| HONDA | CRV | 38 | -50,00% | 247 | -26,49% |
| HONDA | E-NY1 | 1 | -- | 25 | -- |
| HONDA | HONDA E | 0 | -100,00% | 15 | -31,82% |
| HONDA | HRV | 81 | 32,79% | 592 | 101,36% |
| HONDA | JAZZ | 25 | -21,88% | 190 | -6,86% |
| HONDA | ZRV | 44 | -- | 299 | -- |
| HONDA | | 257 | 37,43% | 1.885 | 76,33% |
| HONGQI | E-HS9 | 0 | -- | 1 | -- |
| HONGQI | | 0 | -- | 1 | -- |
| HURTAN | ALBAYCIN | 0 | -- | 6 | 100,00% |
| HURTAN | | 0 | -- | 6 | 100,00% |
| HYUNDAI | BAYON | 532 | 24,30% | 2.568 | 4,43% |
| HYUNDAI | GENESIS | 0 | -- | 1 | -- |
| HYUNDAI | I10 | 699 | 30,90% | 2.423 | 8,02% |
| HYUNDAI | I20 | 1.221 | -18,82% | 6.357 | 10,48% |
| HYUNDAI | I30 | 648 | -13,72% | 3.555 | 5,18% |
| HYUNDAI | IONIQ5 | 56 | 51,35% | 182 | -46,47% |
| HYUNDAI | IONIQ6 | 12 | 20,00% | 58 | -36,96% |
| HYUNDAI | KONA | 1.037 | -28,58% | 6.151 | 7,84% |
| HYUNDAI | NEXO | 6 | -- | 7 | 600,00% |
| HYUNDAI | SANTA FE | 111 | -4,31% | 313 | -42,14% |
| HYUNDAI | STARIA | 1 | -96,67% | 77 | -50,00% |
| HYUNDAI | TUCSON | 1.753 | -5,40% | 10.921 | 13,17% |
| HYUNDAI | | 6.076 | -9,66% | 32.613 | 7,34% |
| INEOS | GRENIADIER | 2 | -91,30% | 37 | 8,82% |
| INEOS | | 2 | -91,30% | 37 | 8,82% |
| JAGUAR | E-PACE | 2 | -92,00% | 57 | -58,09% |
| JAGUAR | F-PACE | 16 | -61,90% | 116 | -41,41% |
| JAGUAR | F-TYPE | 1 | 0,00% | 9 | -30,77% |
| JAGUAR | I-PACE | 2 | 100,00% | 8 | -27,27% |
| JAGUAR | XE | 0 | -- | 1 | -87,50% |
| JAGUAR | XF | 0 | -- | 1 | -85,71% |
| JAGUAR | | 21 | -69,57% | 192 | -48,53% |
| JEEP | AVENGER | 506 | 22,22% | 3.222 | 124,37% |
| JEEP | COMPASS | 160 | -50,00% | 1.299 | -29,21% |
| JEEP | GRAND CHEROKEE | 6 | -33,33% | 43 | 258,33% |
| JEEP | RENEGADE | 308 | -45,77% | 1.509 | -8,27% |
| JEEP | WRANGLER | 3 | -93,18% | 78 | -46,58% |
| JEEP | | 983 | -27,45% | 6.151 | 21,23% |
| KIA | CEED | 813 | -23,73% | 3.637 | -2,55% |
| KIA | EV6 | 87 | -42,76% | 398 | -26,70% |
| KIA | EV9 | 15 | -- | 86 | -- |
| KIA | NIRO | 647 | -16,19% | 5.022 | 6,04% |
| KIA | PICANTO | 117 | -76,02% | 1.631 | -13,52% |
| KIA | PROCEED | 7 | -50,00% | 62 | -46,09% |
| KIA | RIO II | 0 | -100,00% | 42 | -98,59% |
| KIA | SORENTO | 100 | 4,17% | 748 | 85,61% |
| KIA | SPORTAGE | 2.023 | 16,87% | 9.457 | -1,74% |
| KIA | STONIC | 509 | -50,82% | 5.795 | -5,36% |
| KIA | XCEED | 753 | -9,82% | 4.197 | -11,10% |
| KIA | | 5.071 | -25,63% | 31.075 | -10,91% |
| LAMBORGHINI | HURACAN | 4 | 300,00% | 12 | 20,00% |
| LAMBORGHINI | REVUELTO | 1 | -- | 3 | -- |
| LAMBORGHINI | URUS | 4 | 300,00% | 15 | -21,05% |
| LAMBORGHINI | | 9 | 350,00% | 30 | 3,45% |
| LAND ROVER | DEFENDER | 89 | 61,82% | 388 | 44,78% |
| LAND ROVER | DISCOVERY | 39 | 34,48% | 133 | -24,00% |
| LAND ROVER | EVOQUE | 84 | 23,53% | 360 | -29,13% |
| LAND ROVER | RANGE ROVER | 110 | 8,91% | 643 | 18,85% |
| LAND ROVER | RANGE ROVER VELAR | 47 | 161,11% | 240 | 26,98% |
| LAND ROVER | | 369 | 36,16% | 1.764 | 4,94% |
| LEXUS | ES | 28 | -53,33% | 211 | -31,49% |
| LEXUS | LBX | 345 | -- | 1.163 | -- |
| LEXUS | LC 500 | 0 | -- | 5 | -16,67% |
| LEXUS | LM | 16 | -- | 35 | -- |
| LEXUS | LS | 0 | -- | 2 | -33,33% |
| LEXUS | NX | 289 | 38,28% | 1.721 | 44,50% |
| LEXUS | RX | 18 | -51,35% | 156 | -24,64% |
| LEXUS | RZ | 2 | -71,43% | 23 | 109,09% |
| LEXUS | UX | 83 | -81,31% | 916 | -54,18% |
| LEXUS | | 781 | 3,17% | 4.232 | 13,58% |

| MATRICULACIÓN DE TURISMOS POR MARCA Y MODELO. Junio 2024 | | | | | |
|--|---------------|--------------|-----------------|---------------|----------------|
| MARCA | MODELO | Junio | | Enero-Junio | |
| | | Unidades | % Clo. | Unidades | % Clo. |
| LOTUS | EMIRA | 0 | -100,00% | 2 | -75,00% |
| LOTUS | | 0 | -100,00% | 2 | -75,00% |
| LYNK&CO | LYNK & CO 01 | 257 | -63,29% | 697 | -77,91% |
| LYNK&CO | | 257 | -63,29% | 697 | -77,91% |
| MASERATI | GHIBLI | 0 | -100,00% | 6 | -33,33% |
| MASERATI | GRAN TURISMO | 0 | -- | 1 | -80,00% |
| MASERATI | GRECALE | 19 | -40,63% | 136 | -29,17% |
| MASERATI | LEVANTE | 5 | 150,00% | 15 | -54,55% |
| MASERATI | MC20 | 1 | 0,00% | 4 | -33,33% |
| MASERATI | QUATTROPORTE | 1 | -- | 3 | -- |
| MASERATI | | 26 | -29,73% | 165 | -32,65% |
| MAXUS | EUNIQ 5 | 0 | -100,00% | 1 | -50,00% |
| MAXUS | | 0 | -100,00% | 1 | -50,00% |
| MAZDA | CX-30 | 592 | 51,41% | 2.736 | 41,91% |
| MAZDA | CX-5 | 358 | -38,80% | 1.970 | -17,61% |
| MAZDA | CX-60 | 92 | 0,00% | 598 | -11,14% |
| MAZDA | MAZDA2 | 175 | 50,86% | 969 | 8,75% |
| MAZDA | MAZDA3 | 322 | 123,61% | 1.568 | 4,46% |
| MAZDA | MAZDA6 | 6 | -82,35% | 27 | -84,92% |
| MAZDA | MX-30 | 51 | 2450,00% | 234 | 1014,29% |
| MAZDA | MX-5 | 59 | 136,00% | 214 | 32,10% |
| MAZDA | | 1.655 | 19,15% | 8.316 | 7,36% |
| MCLAREN | 750 S | 1 | -- | 3 | -- |
| MCLAREN | | 1 | -- | 3 | 200,00% |
| MERCEDES | AMG GT | 5 | 400,00% | 25 | 108,33% |
| MERCEDES | CLASE A | 937 | -1,37% | 3.576 | 1,07% |
| MERCEDES | CLASE B | 98 | -2,00% | 682 | 22,88% |
| MERCEDES | CLASE C | 250 | -37,34% | 1.932 | -15,52% |
| MERCEDES | CLASE CLA | 317 | 30,99% | 1.559 | -11,87% |
| MERCEDES | CLASE CLE | 110 | -- | 669 | -- |
| MERCEDES | CLASE CLS | 2 | -71,43% | 11 | -83,82% |
| MERCEDES | CLASE E | 112 | 67,16% | 604 | 41,12% |
| MERCEDES | CLASE EQA | 256 | 208,43% | 835 | 134,55% |
| MERCEDES | CLASE EQB | 59 | -35,16% | 263 | -21,02% |
| MERCEDES | CLASE EQC | 0 | -100,00% | 8 | -75,00% |
| MERCEDES | CLASE EQE | 80 | 12,68% | 347 | 75,25% |
| MERCEDES | CLASE EQS | 9 | -59,09% | 45 | -53,61% |
| MERCEDES | CLASE G | 5 | -70,59% | 98 | 27,27% |
| MERCEDES | CLASE GLA | 1.383 | 121,28% | 5.147 | 65,45% |
| MERCEDES | CLASE GLB | 213 | 0,95% | 1.129 | -21,54% |
| MERCEDES | CLASE GLC | 711 | 39,41% | 4.423 | 16,49% |
| MERCEDES | CLASE GLE | 207 | 6,70% | 1.098 | -24,79% |
| MERCEDES | CLASE GLS | 13 | 18,18% | 66 | 34,69% |
| MERCEDES | CLASE S | 25 | -7,41% | 143 | 12,60% |
| MERCEDES | CLASE SL | 4 | -33,33% | 20 | -47,37% |
| MERCEDES | CLASE T | 115 | -10,16% | 321 | -35,15% |
| MERCEDES | CLASE V | 234 | -2,50% | 1.146 | 1,87% |
| MERCEDES | | 5.145 | 28,46% | 24.147 | 12,88% |
| MG | EHS | 60 | -67,03% | 685 | -17,17% |
| MG | HS | 230 | -73,00% | 1.652 | -34,83% |
| MG | MARVEL | 13 | -48,00% | 64 | -71,68% |
| MG | MG3 | 372 | -- | 447 | -- |
| MG | MG4 | 357 | -2,99% | 1.432 | -18,91% |
| MG | MG5 | 11 | 175,00% | 27 | -32,50% |
| MG | ZS | 1.524 | -31,72% | 9.957 | 48,83% |
| MG | | 2.567 | -29,92% | 14.264 | 18,04% |
| MINI | MINI | 590 | -23,87% | 3.905 | -9,90% |
| MINI | | 590 | -23,87% | 3.905 | -9,90% |
| mitsubishi | ASX | 229 | 15,08% | 1.533 | 179,23% |
| mitsubishi | COLT | 361 | -- | 1.007 | -- |
| mitsubishi | ECLIPSE CROSS | 19 | -81,73% | 184 | -78,02% |
| mitsubishi | SPACE STAR | 43 | -73,46% | 572 | -23,22% |
| MITSUBISHI | | 652 | 40,22% | 3.296 | 54,67% |
| MOKE INTERNATIONAL | MOKE | 5 | -- | 9 | -- |
| MOKE INTERNATIONAL | | 5 | -- | 9 | -- |
| NISSAN | ARIYA | 25 | 92,31% | 81 | -23,58% |
| NISSAN | JUKE | 815 | 54,06% | 5.405 | 153,40% |
| NISSAN | LEAF | 28 | 180,00% | 137 | -7,43% |
| NISSAN | QASHQAI | 1.133 | -24,21% | 9.871 | 31,98% |
| NISSAN | X-TRAIL | 372 | 16,98% | 1.972 | 63,38% |
| NISSAN | | 2.373 | 0,34% | 17.466 | 45,87% |

| MATRICULACIÓN DE TURISMOS POR MARCA Y MODELO. Junio 2024 | | | | | |
|--|--------------|--------------|-----------------|---------------|------------------|
| MARCA | MODELO | Junio | | Enero-Junio | |
| | | Unidades | % Clo. | Unidades | % Clo. |
| OMODA | OMODA 5 | 824 | 5393,33% | 2.314 | 13511,76% |
| OMODA | OMODA E5 | 3 | -- | 27 | -- |
| OMODA | | 827 | 5413,33% | 2.341 | 13670,59% |
| OPEL | ASTRA | 240 | -12,09% | 1.310 | -25,69% |
| OPEL | CORSA | 1.386 | 0,14% | 9.083 | -8,16% |
| OPEL | CROSSLAND X | 465 | 212,08% | 2.139 | 13,96% |
| OPEL | GRANDLAND | 216 | -- | 1.133 | -- |
| OPEL | GRANDLAND X | 0 | -100,00% | 58 | -95,54% |
| OPEL | MOKKA | 535 | 21,87% | 2.494 | 16,05% |
| OPEL | | 2.842 | 13,50% | 16.217 | -4,50% |
| PEUGEOT | 2008 | 1.973 | -0,45% | 10.798 | 0,66% |
| PEUGEOT | 208 | 1.317 | -9,36% | 7.409 | -9,29% |
| PEUGEOT | 3008 | 643 | -42,69% | 5.851 | -20,76% |
| PEUGEOT | 308 | 831 | 35,34% | 4.348 | -0,96% |
| PEUGEOT | 408 | 138 | -44,80% | 938 | -19,76% |
| PEUGEOT | 5008 | 160 | -51,66% | 2.204 | -31,10% |
| PEUGEOT | 508 | 164 | 187,72% | 548 | 0,92% |
| PEUGEOT | | 5.226 | -10,04% | 32.096 | -9,79% |
| POLESTAR | POLESTAR 2 | 154 | -18,52% | 257 | -41,32% |
| POLESTAR | POLESTAR 3 | 16 | -- | 16 | -- |
| POLESTAR | | 170 | -10,05% | 273 | -37,67% |
| PORSCHE | 911 | 55 | 111,54% | 453 | 106,85% |
| PORSCHE | BOXSTER | 14 | 40,00% | 106 | 116,33% |
| PORSCHE | CAYENNE | 118 | 202,56% | 723 | 39,85% |
| PORSCHE | CAYMAN | 13 | 225,00% | 79 | 163,33% |
| PORSCHE | MACAN | 127 | 22,12% | 825 | 19,05% |
| PORSCHE | PANAMERA | 36 | 125,00% | 76 | -37,70% |
| PORSCHE | TAYCAN | 17 | -62,22% | 89 | -41,06% |
| PORSCHE | | 380 | 55,74% | 2.351 | 32,00% |
| RENAULT | ARKANA | 924 | 33,53% | 4.091 | -20,07% |
| RENAULT | AUSTRAL | 1.321 | 43,28% | 5.348 | 7,45% |
| RENAULT | CAPTUR | 1.954 | -1,96% | 8.358 | 8,03% |
| RENAULT | CLIO | 1.557 | -19,49% | 10.260 | 24,73% |
| RENAULT | ESPACE | 180 | -17,43% | 1.152 | 293,17% |
| RENAULT | KOLEOS | 0 | -100,00% | 13 | -86,87% |
| RENAULT | MEGANE | 236 | -66,38% | 1.277 | -66,81% |
| RENAULT | RAFALE | 161 | -- | 379 | -- |
| RENAULT | SCENIC | 45 | -- | 159 | -- |
| RENAULT | SYMBIOZ | 251 | -- | 251 | -- |
| RENAULT | TWINGO | 6 | -89,47% | 39 | -74,84% |
| RENAULT | ZOE | 6 | -84,62% | 62 | -71,69% |
| RENAULT | | 6.641 | 1,13% | 31.389 | 2,33% |
| ROLLS ROYCE | CULLINAN | 0 | -- | 1 | -- |
| ROLLS ROYCE | | 0 | -- | 1 | 0,00% |
| SEAT | ARONA | 3.184 | 33,73% | 12.275 | -12,81% |
| SEAT | ATECA | 745 | -32,09% | 3.959 | -51,23% |
| SEAT | IBIZA | 2.877 | 44,65% | 12.079 | 25,88% |
| SEAT | LEON | 1.063 | 75,70% | 6.390 | 211,71% |
| SEAT | TARRACO | 205 | -17,00% | 1.299 | 46,12% |
| SEAT | | 8.074 | 27,77% | 36.002 | 3,65% |
| SERES | SERES 5 | 1 | -- | 12 | -- |
| SERES | | 1 | -- | 12 | -- |
| SKODA | ENYAQ | 68 | 21,43% | 416 | 42,47% |
| SKODA | FABIA | 663 | 110,48% | 3.614 | 101,90% |
| SKODA | KAMIQ | 1.126 | 85,50% | 5.152 | 30,76% |
| SKODA | KAROQ | 633 | -33,44% | 3.389 | -16,65% |
| SKODA | KODIAQ | 196 | -49,61% | 1.165 | -36,27% |
| SKODA | OCTAVIA | 356 | -44,29% | 2.592 | 13,63% |
| SKODA | SCALA | 190 | -32,86% | 1.634 | -7,26% |
| SKODA | SUPERB | 39 | -52,44% | 220 | -40,05% |
| SKODA | | 3.271 | -1,54% | 18.182 | 11,37% |
| SKYWELL | BE11 | 0 | -- | 2 | -- |
| SKYWELL | ET5 | 1 | -- | 2 | -- |
| SKYWELL | | 1 | -- | 4 | -- |
| SMART | #1 | 50 | 1150,00% | 331 | 1339,13% |
| SMART | #3 | 28 | -- | 216 | -- |
| SMART | FORTWO | 0 | -100,00% | 77 | -67,51% |
| SMART | | 78 | 178,57% | 624 | 140,00% |
| SSANGYONG | KORANDO | 23 | -- | 47 | -- |
| SSANGYONG | KORANDO C300 | 55 | 52,78% | 667 | 146,13% |
| SSANGYONG | REXTON | 14 | -78,79% | 184 | 19,48% |
| SSANGYONG | TIVOLI | 135 | -18,18% | 1.679 | 312,53% |
| SSANGYONG | TIVOLI GRAND | 25 | 19,05% | 175 | 38,89% |
| SSANGYONG | TORRES | 31 | -- | 305 | -- |
| SSANGYONG | | 283 | -1,74% | 3.057 | 219,10% |

| MATRICULACIÓN DE TURISMOS POR MARCA Y MODELO. Junio 2024 | | | | | |
|--|-----------------|----------------|-----------------|----------------|----------------|
| MARCA | MODELO | Junio | | Enero-Junio | |
| | | Unidades | % Clo. | Unidades | % Clo. |
| SUBARU | BRZ | 1 | -95,00% | 7 | -65,00% |
| SUBARU | CROSSTREK | 37 | -- | 200 | -- |
| SUBARU | FORESTER | 60 | -36,17% | 226 | -25,17% |
| SUBARU | IMPREZA | 0 | -- | 2 | -85,71% |
| SUBARU | LEGACY | 25 | -71,91% | 185 | -35,31% |
| SUBARU | SOLTERRA | 9 | 350,00% | 33 | 83,33% |
| SUBARU | XV | 0 | -100,00% | 3 | -99,39% |
| SUBARU | | 132 | -53,02% | 656 | -42,10% |
| SUZUKI | ACROSS | 11 | 266,67% | 15 | -6,25% |
| SUZUKI | IGNIS | 83 | 43,10% | 438 | 30,36% |
| SUZUKI | JIMNY | 64 | 178,26% | 404 | 43,26% |
| SUZUKI | SWACE | 92 | -- | 250 | 455,56% |
| SUZUKI | SWIFT | 131 | 87,14% | 538 | 48,21% |
| SUZUKI | SX4 | 151 | -3,21% | 798 | 0,63% |
| SUZUKI | VITARA | 198 | -29,29% | 996 | -17,14% |
| SUZUKI | | 730 | 23,73% | 3.439 | 13,24% |
| SWM | G01 | 6 | -97,35% | 43 | -85,86% |
| SWM | G01F | 0 | -100,00% | 10 | -9,09% |
| SWM | | 6 | -97,39% | 53 | -83,17% |
| TESLA | MODEL 3 | 1.107 | 43,77% | 4.535 | 157,52% |
| TESLA | MODEL S | 5 | -70,59% | 31 | -66,67% |
| TESLA | MODEL X | 7 | -72,00% | 40 | -63,30% |
| TESLA | MODEL Y | 519 | -44,79% | 2.628 | -21,34% |
| TESLA | | 1.638 | -6,51% | 7.234 | 36,39% |
| TOYOTA | AYGO X | 800 | 330,11% | 2.648 | 144,06% |
| TOYOTA | B74X | 25 | -32,43% | 201 | 95,15% |
| TOYOTA | CAMRY | 1 | -91,67% | 95 | -35,81% |
| TOYOTA | C-HR | 1.868 | 17,34% | 7.943 | -26,10% |
| TOYOTA | COROLLA | 2.062 | 12,92% | 12.259 | 26,93% |
| TOYOTA | COROLLA CROSS | 67 | 2133,33% | 652 | 10766,67% |
| TOYOTA | GR86 | 8 | -65,22% | 125 | 43,68% |
| TOYOTA | HIGHLANDER | 28 | 2700,00% | 172 | 377,78% |
| TOYOTA | LAND CRUISER | 62 | -65,93% | 420 | -62,20% |
| TOYOTA | RAV 4 | 1.068 | 151,89% | 7.161 | 117,40% |
| TOYOTA | SUPRA | 2 | 100,00% | 6 | -40,00% |
| TOYOTA | YARIS | 1.141 | 26,64% | 8.668 | 35,08% |
| TOYOTA | YARIS CROSS | 1.578 | -22,04% | 8.448 | -2,13% |
| TOYOTA | | 8.710 | 20,77% | 48.798 | 18,05% |
| VOLKSWAGEN | ARTEON | 11 | -71,05% | 96 | -60,98% |
| VOLKSWAGEN | GOLF | 571 | 0,00% | 3.806 | 34,87% |
| VOLKSWAGEN | ID3 | 79 | -12,22% | 287 | -4,65% |
| VOLKSWAGEN | ID4 | 57 | -74,32% | 374 | -26,95% |
| VOLKSWAGEN | ID5 | 12 | -42,86% | 72 | -43,31% |
| VOLKSWAGEN | ID7 | 5 | -- | 77 | -- |
| VOLKSWAGEN | PASSAT | 63 | 5,00% | 324 | -27,84% |
| VOLKSWAGEN | POLO | 1.151 | 16,26% | 3.987 | 1,06% |
| VOLKSWAGEN | TAIGO | 875 | -34,55% | 4.552 | -13,21% |
| VOLKSWAGEN | T-CROSS | 1.397 | 56,61% | 7.079 | 13,14% |
| VOLKSWAGEN | TIGUAN | 1.208 | 47,14% | 4.921 | -4,58% |
| VOLKSWAGEN | TIGUAN ALLSPACE | 33 | -51,47% | 329 | -10,35% |
| VOLKSWAGEN | TOUAREG | 50 | -28,57% | 185 | 5,11% |
| VOLKSWAGEN | TOURAN | 63 | -44,25% | 322 | -40,26% |
| VOLKSWAGEN | T-ROC | 1.623 | -4,19% | 8.306 | -4,70% |
| VOLKSWAGEN | | 7.198 | 3,02% | 34.717 | -0,41% |
| VOLVO | C40 | 25 | -56,90% | 234 | -4,88% |
| VOLVO | EX30 | 315 | -- | 1.312 | -- |
| VOLVO | S60 | 88 | 2833,33% | 185 | 224,56% |
| VOLVO | S90 | 0 | -100,00% | 14 | -75,00% |
| VOLVO | V60 | 13 | -67,50% | 142 | -35,16% |
| VOLVO | V90 | 5 | -77,27% | 32 | -58,44% |
| VOLVO | XC40 | 736 | 4,55% | 4.351 | 56,12% |
| VOLVO | XC60 | 338 | -14,43% | 2.231 | 12,17% |
| VOLVO | XC90 | 135 | 12,50% | 818 | 47,12% |
| VOLVO | | 1.655 | 22,59% | 9.319 | 55,65% |
| VOYAH | DREAM | 0 | -- | 1 | -- |
| VOYAH | FREE | 0 | -- | 4 | -- |
| VOYAH | | 0 | -- | 5 | -- |
| YUDO | YUDO K3 | 4 | -- | 43 | -- |
| YUDO | | 4 | -- | 43 | -- |
| ZHIDOU | D2 | 0 | -100,00% | 4 | -66,67% |
| ZHIDOU | | 0 | -100,00% | 4 | -66,67% |
| TOTAL | | 103.357 | 2,25% | 535.243 | 5,90% |

Datos elaborados por IEA a partir de la información facilitada por DGT